

4

3

2

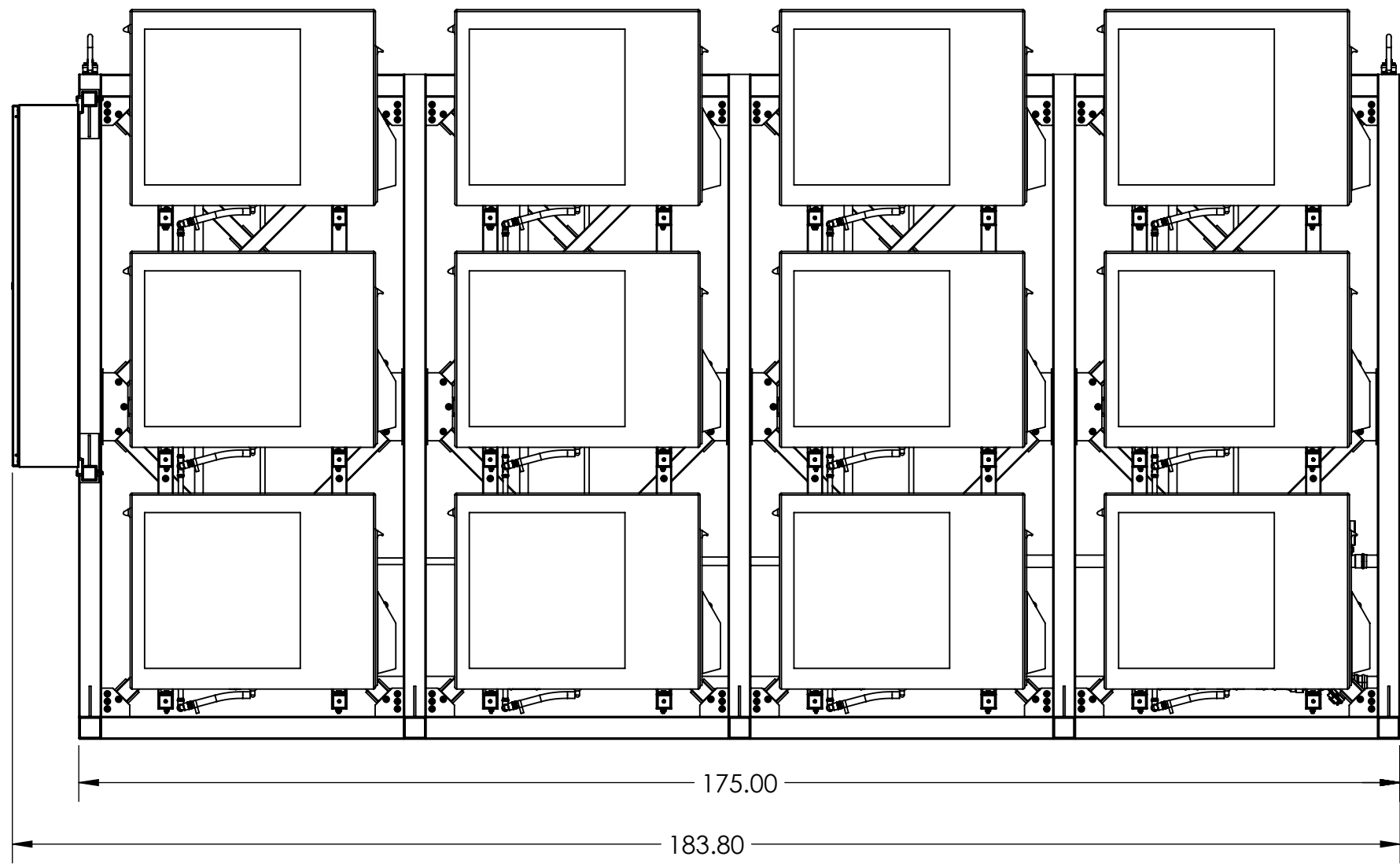
1

B

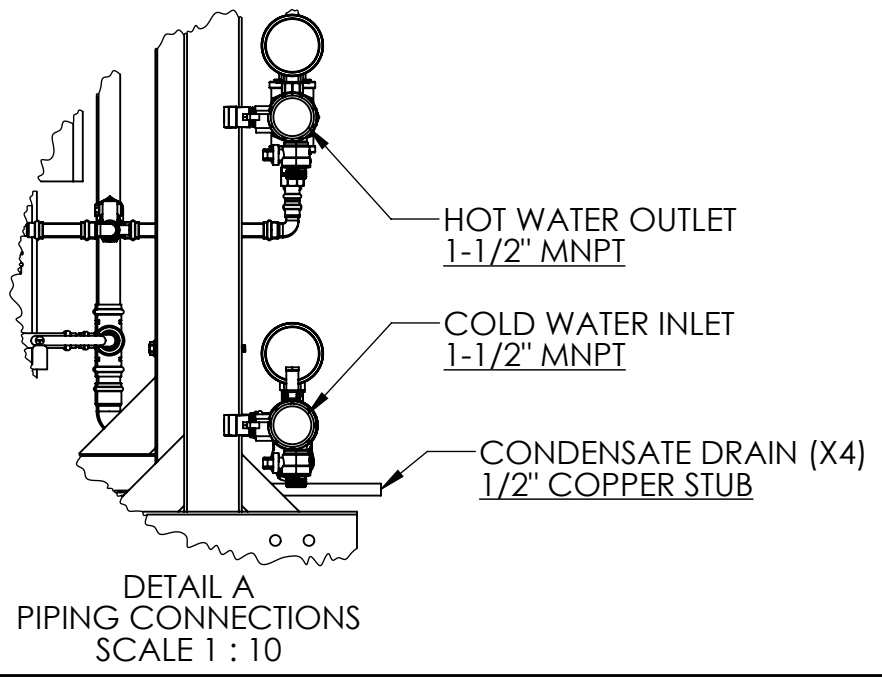
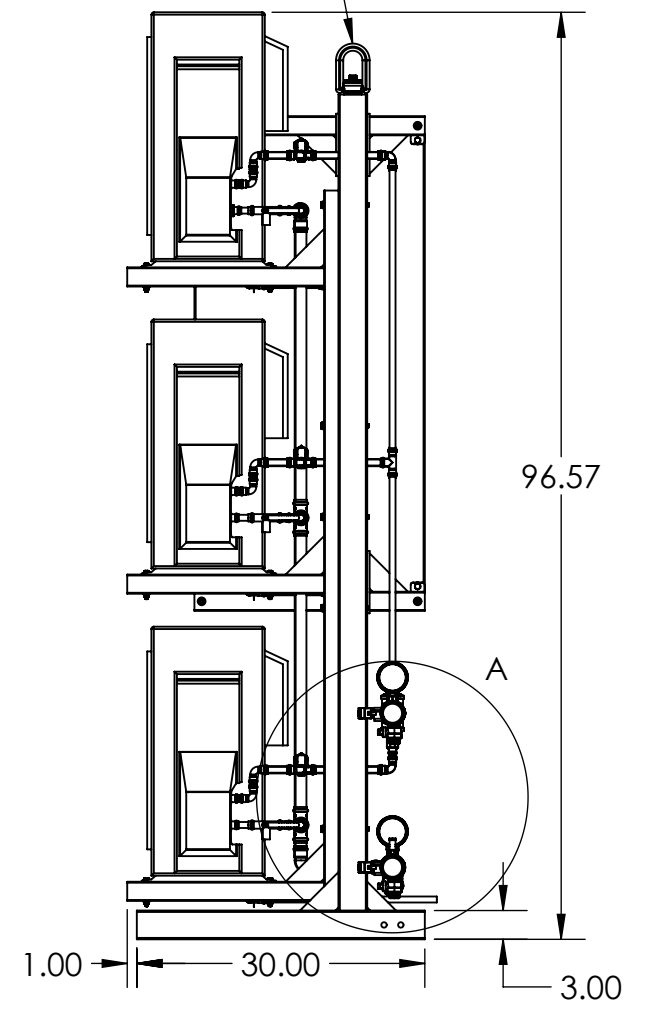
B

A

A



REMOVABLE HOIST RING



NOTES:
ALL DIMENSIONS IN INCHES
**36" SERVICE CLEARANCE
REQUIRED ON ALL SIDES**
*SEE 003-00050 FOR
LEFT-HANDED VARIANT*

SMALL PLANET SUPPLY TUMWATER, WA		
TITLE: DROPLET12-RH SUBMITTAL (DIMENSIONS & CONNECTIONS)		
SIZE B	DWG. NO. 003-00013	REV C
SCALE: 1:20		SHEET 1 OF 4

4

3

2

1

4

3

2

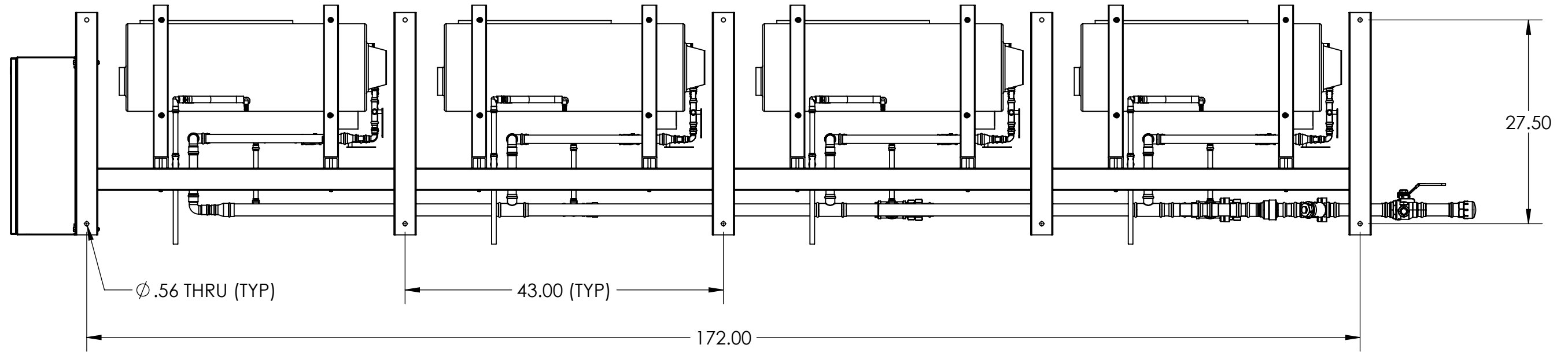
1

B

B

A

A



ALL DIMENSIONS IN INCHES

ANCHOR REQUIREMENTS:

(10) ANCHORS REQUIRED
 1/2" DIAMETER
 1,000 lbf UPLIFT CAPACITY PER ANCHOR
 750 lbf SHEAR CAPACITY PER ANCHOR

SMALL PLANET SUPPLY
TUMWATER, WA

TITLE:
DROPLET12-RH
SUBMITTAL
 (MOUNTING REQUIREMENTS)

SIZE	DWG. NO.	REV
B	003-00013	C

4

3

2

1

4

3

2

1

PERFORMANCE

HEATING CAPACITY (ABOVE 5°F) [BTUH]	184,800
NOMINAL OUTPUT [GPM @ 100°F LIFT]	3.7
MAX. DAILY OUTPUT [GAL./DAY @ 100°F LIFT]	3,548
MAX. DAILY RUNTIME [HOURS / DAY]	16
AIRFLOW [CFM]	7,200
EXTERNAL STATIC PRESSURE [IN.-H ₂ O]	0
SOUND LEVEL [dB(A)]	40
*MAX. PIPE LENGTH TO STORAGE TANKS [FT.]	55
*MAX. VERTICAL DISTANCE TO STORAGE TANK [FT.]	20
REFRIGERANT TYPE	R-744
TOTAL CHARGE [OZ.]	304.8
MAX. SYSTEM WATER PRESSURE [PSI]	75
HEAT TRACE CAPACITY [W/FT.] (OPTIONAL)	8

*LIMITED BY HEAT PUMP INTERNAL CIRCULATOR PUMP AVAILABLE HEAD

ELECTRICAL

VOLTAGE/PHASE/FREQ.	208V/3Ø/60Hz
FLA [A]	62.6
MCA [A]	78.3
MOCP [A]	80

WEIGHT

DRY WEIGHT, INSTALLED* [LBS.]	3,250
-------------------------------	-------

*APPROX.

COMPONENT & CONSTRUCTION DETAIL

20-MESH WYE-STRAINER LOCATED ON COLD SUPPLY
INDIVIDUAL HEAT PUMP ISOLATION AND CHECK VALVES
HEAT TRACE ON PIPING AND CONDENSATE DRAIN PANS (OPTIONAL)
POWDER-COATED STEEL FRAME
1-1/2" PIPE INSULATION
TYPE K COPPER PIPING
ONBOARD STAGING CONTROLLER
UL508A PANEL

MOUNTING ANCHORS

DIAMETER	1/2"
UPLIFT/PULLOUT CAPACITY [lbf]	1,000
SHEAR CAPACITY [lbf]	750
NO. OF ANCHORS REQUIRED	10

FIELD CONNECTIONS

<u>ELECTRICAL</u>	LINES A,B,C	
	NEUTRAL	
	GROUND	
<u>PLUMBING</u>	<i>HOT WATER OUTLET</i>	1-1/2" MNPT
	<i>COLD WATER SUPPLY</i>	1-1/2" MNPT
	<i>CONDENSATE DRAINS</i>	(4) 1/2" COPPER STUB

SMALL PLANET SUPPLY
TUMWATER, WATITLE:
**DROPLET12-RH
SUBMITTAL**
(TECHNICAL DATASHEET)

SIZE	DWG. NO.	REV
B	003-00013	C

SCALE: NTS

SHEET 3 OF 4

4

3

2

1

B

A

B

A

4

3

2

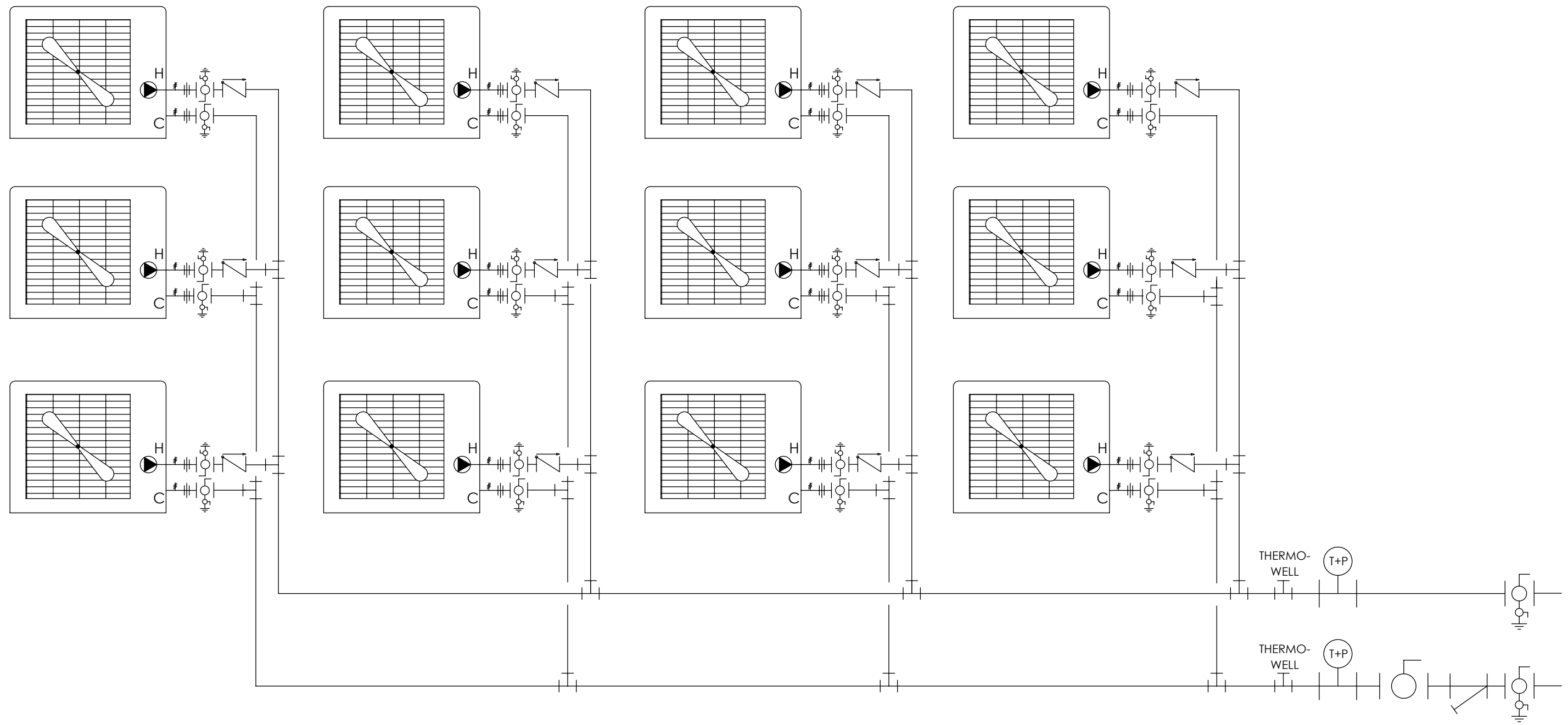
1

B

B

A

A



SMALL PLANET SUPPLY TUMWATER, WA		
TITLE: DROPLET12-RH SUBMITTAL (PIPING DIAGRAM)		
SIZE B	DWG. NO. 003-00013	REV C
SCALE: NTS		SHEET 4 OF 4

4

3

2

1